

# SOCIAL STORY

A FAMILY GUIDE TO THE DELAWARE  
CHILDREN'S MUSEUM



# A LETTER TO PARENTS

Dear Parents,

It is an honor to welcome your family to play and make memories at the Delaware Children's Museum. Every visit to the museum should be an exciting learning experience. We know that every visitor will encounter exhibits in their own way. To ensure that children with autism spectrum disorders (ASD) and their caregivers have a great experience, we have provided this social story for you to use prior to your visit.

A social story describes a situation, concept, or social skill in a way that is meaningful to people with ASD. A social story helps caregivers prepare a child with ASD for a specific experience, ensuring greater understanding and a better outcome for everyone involved. The ultimate goal of a social story is to ensure a positive visit for children with ASD and their caregiver, as well as encourage others to be sensitive toward visitors with ASD.

We hope that you enjoy our visit with us and come back again to play some more!

Warmly,

Your friends and supporters at the Delaware Children's Museum and Autism Delaware



# BIG YELLOW BUILDING



I am going to a big, yellow building called the Delaware Children's Museum. The Museum is a place where I can play, explore, and learn. There will be a lot of fun things to do with my family and friends while I am there. When I enter, it may be busy and noisy.



# WELCOME!



I will be welcomed by a happy staff person in a blue shirt. I will be patient as my family waits in line for our tickets. After we pay admission, I can play in the exhibits. I will stay with my grownup and use my walking feet at all times. I can find a staff person if I need help.





# STRATOSPHERE



This is a big structure that I can climb inside. There may be a lot of other children playing in the Stratosphere so I will wait my turn. My grownup can climb with me if it makes me feel safe.



# STUDIO D




In Studio D, I can make art and play with fun materials. I will have to share the supplies with others. It is OK if I get messy. I can wear a smock to keep my clothes clean and wash my hands in the sink when I am finished. There is also an area where I can be quiet. If I need a break from playing in the exhibits, I can sit on the mat and play with activities or snuggle up with a grown-up and read stories.


# DCM SPEEDWAY



At DCM Speedway, I can drive a pretend car around in a circle. There will be other riders alongside me, and we will follow the rules of staying seated, having one rider per vehicle, riding in a single direction and letting everyone have a turn. There is music playing in this room and the noise level might be louder than the other exhibits.



# POWER OF ME



In this exhibit, I will learn about sports and physical activities. I can play basketball, go down a slide, test the speed of my baseball pitch, and follow exercise prompts on a sensory path. After I play in the Power of Me exhibit, I may get very excited and need a break.



# STRUCTURES




This colorful exhibit is called Structures. I will use many shapes to create designs and explore new building materials. I can learn about buildings from all over the world. I can pretend that I am a builder and dress up in a construction worker outfit. I will accept other people in my space and build structures with them.

# NATURE NOOK



In the Nature Nook, I can catch pretend bugs with a net and color an activity sheet. I can use binoculars to look for birds and also dress up as a nature explorer. I can take a break and sit on bean bags and read a nature-themed book.



# ECONNECT

Please note our Water Table is currently under refurbishment, returning June 2024!



This is a big exhibit called EConnect. I will learn about nature and explore different habitats. I can look at sea life in the aquarium, and gently touch a few sea creatures. I can climb in a giant tree and see a dinosaur fossil. There is a water table in this exhibit! I can wear a vest if I want to help my clothes stay dry while I play in the water. It is OK if I get wet. I can play with boats and spin the wheels to make the water move.



# TRAINING WHEELS



In this exhibit I will learn about things that GO! I can pretend to be a train conductor or a car mechanic. I will use my walking feet and be careful around young children. I may hear loud noises in the Training Wheels exhibit, and will have to share the tools, trains, and gears. I can take a break and read a book on the carpets.


# STEM ROOM



Sometimes, the staff members at the Delaware Children's Museum lead a group activity. I am welcome to join this activity if I want. It may feel like a noisy and busy space. If I want to leave the activity and keep playing, that is OK.




# PEACH BLOSSOM FARM



At Peach Blossom Farm, I can learn about the process of farm-to-table food. I can pick peaches off of trees, make flower arrangements, tend to chickens in their coop, run a produce stand, garden, and dress up like a farmer. I will have to share the fruit, baskets, and kitchen supplies. There are many tables to sit at if I need to take a break.

# BLOCK PARTY



In Block Party, I can use big blue blocks to create structures. I will have to share blocks with other children in this exhibit. Some structures might be built very tall and make a loud sound when they tumble to the ground.

# RESTROOMS







There are two bathroom areas at the Museum. I will ask a grown-up to come with me when I need to use a bathroom. I will remember to flush the toilet and wash my hands when I am finished. There are not water fountains, but rather bottle fillers that I can use to fill my bottle with water.



# FUN-IN-STORE



This is the gift shop at the Museum. My grown-up can take me there at the end of my visit. I can ask them to buy me a book or toy. Sometimes they will say "yes" and other times they will say "no."



# DCM

Delaware Children's Museum

